



USDA, NASS North
 Carolina Field Office
 PO Box 27767
 Raleigh, NC 27611
 Phone (919) 856-4394
 E-mail: ncagstat@ncagr.gov
www.nass.usda.gov



North Carolina
 Department of Agriculture
 and Consumer Services
 1001 Mail Service Center
 Raleigh, NC 27699-1001
 Phone (919) 733-7125
www.ncagr.gov/stats/

Blueberries

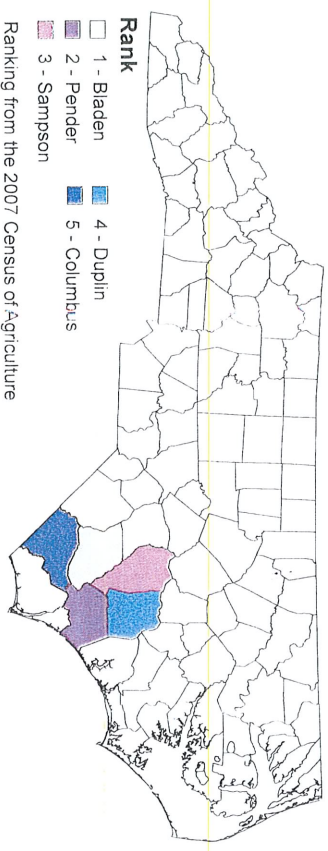
Herb Vanderberry, Director

Steve Troxler, Commissioner

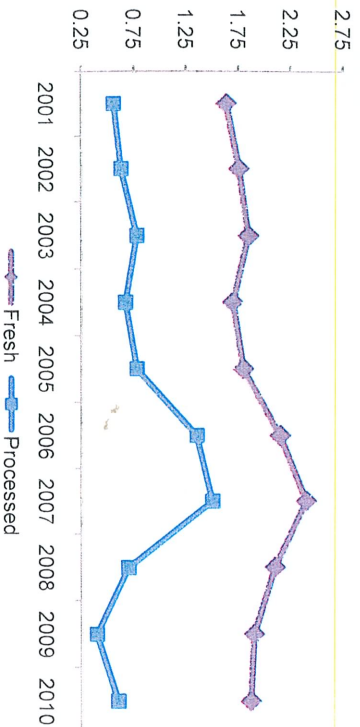
- ❖ In 2010, North Carolina ranked 6th in the nation for blueberry production, producing a total 39.1 million pounds.
- ❖ 2010 blueberry yield averaged 7,100 pounds, an increase of 1,150 pounds from 2009.
- ❖ The number of harvested blueberry acres in North Carolina at 5,500 remained unchanged from 2009.



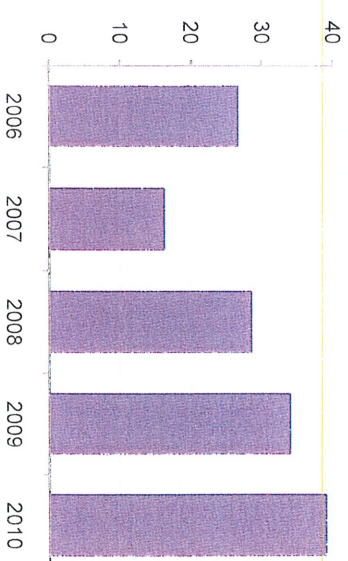
Top 5 Blueberry Producing Counties



Prices Received (Dollars per Pound)



Production (Million Pounds)



Year	Bearing Acres	Yield per Harvested Acre (Pounds)	Total Production (Thousand Pounds)	Utilized Production (Thousand Pounds)	Price per Pound (Dollars)	Value of Utilized Production (Thousand Dollars)
2001	2,700	5,000	13,800	13,500	1,4000	18,900
2002	3,700	4,190	17,000	15,500	1,4500	22,534
2003	4,200	5,360	22,500	22,500	1,5500	34,777
2004	4,400	5,200	22,900	22,900	1,4100	32,235
2005	5,000	5,200	26,000	26,000	1,4100	36,702
2006	4,900	5,430	26,600	26,600	1,9100	50,790
2007	4,700	3,450	16,200	16,200	2,1100	34,200
2008	4,800	5,940	28,500	28,500	1,6800	47,950
2009	5,500	5,950	34,000	32,700	1,5700	51,330
2010	5,500	7,100	39,050	39,050	1,4900	58,165